

T.C.
MİLLÎ EĞİTİM BAKANLIĞI



MEGEP

(MESLEKİ EĞİTİM VE ÖĞRETİM SİSTEMİNİN
GÜÇLENDİRİLMESİ PROJESİ)

GÜZELLİK VE SAÇ BAKIM HİZMETLERİ

MESLEKİ İNGİLİZCE 4

ANKARA 2008

Milli Eğitim Bakanlığı tarafından geliştirilen modüller;

- Talim ve Terbiye Kurulu Başkanlığının 02.06.2006 tarih ve 269 sayılı Kararı ile onaylanan, Mesleki ve Teknik Eğitim Okul ve Kurumlarında kademeli olarak yaygınlaştırılan 42 alan ve 192 dala ait çerçeve öğretim programlarında amaçlanan mesleki yeterlikleri kazandırmaya yönelik geliştirilmiş öğretim materyalleridir (Ders Notlarıdır).
- Modüller, bireylere mesleki yeterlik kazandırmak ve bireysel öğrenmeye rehberlik etmek amacıyla öğrenme materyali olarak hazırlanmış, denenmek ve geliştirilmek üzere Mesleki ve Teknik Eğitim Okul ve Kurumlarında uygulanmaya başlanmıştır.
- Modüller teknolojik gelişmelere paralel olarak, amaçlanan yeterliği kazandırmak koşulu ile eğitim öğretim sırasında geliştirilebilir ve yapılması önerilen değişiklikler Bakanlıkta ilgili birime bildirilir.
- Örgün ve yaygın eğitim kurumları, işletmeler ve kendi kendine mesleki yeterlik kazanmak isteyen bireyler modüllere internet üzerinden ulaşılabilirler.
- Basılmış modüller, eğitim kurumlarında öğrencilere ücretsiz olarak dağıtılır.
- Modüller hiçbir şekilde ticari amaçla kullanılamaz ve ücret karşılığında satılamaz.

CONTENTS

EXPLANATIONS	iv
PREFACE	1
LEARNING ACTIVITY-1.....	3
1. SKIN CARE.....	3
1.1. Esthetician.....	3
1.2. Devices of an Esthetician.....	4
1.2.1. Frimator.....	4
1.2.2. Comedon.....	5
1.2.3. Vapour-Ozone.....	6
1.2.4. High-Frequency.....	6
1.2.5. Magnifying Lamp (Loop).....	7
1.2.6 Vac-Spray.....	7
1.2.7. Skin Analysis Device.....	8
1.2.8. Iontophoresis.....	9
1.2.9 Lifting.....	10
1.2.10: Wood Lamp.....	11
1.2.11: Ozone Therapy.....	11
EXERCISES.....	12
EVALUATION CRITERIA.....	15
LEARNING ACTIVITY-2.....	16
2. TOOLS OF AN ESTHETICIAN.....	16
2.1. Hydra Claryl.....	16
2.2. Cleansing Tonic.....	16
2.3. Mask.....	17
2.4. Skin Care Bulbs.....	17
2.5. Moisturizer.....	18
2.6. Eye Cream.....	19
2.7: Cotton.....	20
2.8. Cleaning Sponge.....	20
2.9. Spatula.....	21
2.10. Towel.....	22
2.11: Apron.....	23
2.12. Sterilizator.....	24
EXERCISES.....	25
EVALUATION CRITERIA.....	28
LEARNING ACTIVITY-3.....	29
Dialogue.3.1.....	29
Dialogue.3.2.....	29
Dialogue.3.3.....	30
Dialogue.3.4.....	30
Dialogue.3.5.....	31
EXERCISES.....	32
EVALUATION CRITERIA.....	34
GENERAL REVISION.....	35
ANSWER KEY.....	39
REFERENCES.....	47

EXPLANATIONS

MODÜLÜN KODU	222YDK050
ALAN	Güzellik ve Saç Bakım Hizmetleri
DAL/MESLEK	Alan Ortak
MODÜLÜN ADI	Mesleki İngilizce 4
MODÜLÜN TANIMI	Cilt bakımı yapmakta kullanılan araç-gereçlerin tanıtıldığı öğrenme materyalidir.
SÜRE	40 / 32
ÖNKOŞUL	Ön Koşulu Yoktur.
YETERLİK	Yabancı dilde cilt bakımı ile ilgili konuları dinlemek, konuşmak, okumak ve yazmak
MODÜLÜN AMACI	<p>Genel Amaç</p> <p>Gerekli araç-gereç ve ortam sağlandığında güzellik uzmanlığı ile ilgili araç ve gereçlerin isimlerini doğru olarak öğrenecek ve günlük konuşma içinde kullanabileceksiniz.</p> <p>Amaç</p> <ol style="list-style-type: none">1. Güzellik uzmanlığı ile ilgili araçların isimlerini öğrenebileceksiniz.2. Güzellik uzmanlığı ile ilgili gereçlerin isimlerini öğrenebileceksiniz.3. Araç-gereç isimlerini günlük diyaloglar içinde kullanabileceksiniz.4. Müşteriye randevu verebileceksiniz.5. Müşterinin isteklerini anlayacak ve cevap verebileceksiniz
EĞİTİM ÖĞRETİM ORTAMLARI VE DONANIMLARI	Güzellik salonlarında kullanılan çeşitli araç ve gereçler
ÖLÇME VE DEĞERLENDİRME	Her öğrenme faaliyeti sonunda verilen, boşluk doldurma soruları ve uygulama faaliyetleri ile kendinizi değerlendirebileceksiniz. Modül sonunda tüm konuları içeren bir testle kendinizi değerlendireceksiniz. Modül sonunda ise kazandığınız bilgi ve becerileri ölçmek amacıyla öğretmeniniz tarafından hazırlanacak ölçme araçları ile değerlendirileceksiniz.

PREFACE

Dear Student,

In our rapidly changing world, people also try to change their appearance. Skin care and cosmetics are the main points of these changes. By using this source you will learn what kind of tools or devices an esthetician uses and how to communicate with your costumers.



LEARNING ACTIVITY-1

AIM

You will learn and express the devices of the skin care process

SEARCH

Visit an esthetician and observe what she or he uses. Share your opinion with your classroom.

1. SKIN CARE

Natural skin care is the care of the skin by using natural ingredients (such as herbs, roots, essential oils and flowers) combined with natural carrier agents, preservatives, surfactants, humectants and emulsifiers (everything from natural soap, oils to pure water). The classic definition of natural skin care is based on using botanically sourced ingredients currently existing in or formed by nature, but not the use of synthetic chemicals.

As a result of this definition, many people who use natural skin care products, generally make their own products at home from natural ingredients. Many people use natural skin care recipes to make remedies for their skin care at home. Many spas and skin care salons now focus on using more naturally derived skin care products. Over the past ten years, several companies have been started to produce completely natural products for people.

1.1. Esthetician

An esthetician is a worker who specializes in giving beauty treatments. The recipients of these treatments are usually women; however there is a growing number of men. A cosmetologist is proficient in all forms of beauty care and can give hair treatments, facials, skin treatments, and nail treatments.



Picture 1.1: Esthetician

There are specific disciplines of skin care that some estheticians may specialize in such as hair stylists, shampooers, manicurists, estheticians and electrologists. Many cosmetologists specialize in at least one of these.



Picture 1.2: Esthetician

1.2. Devices of an Esthetician

1.2.1. Frimator


This device is to slough off the dead cells and to removes pimples, any dirt and grime that cling to the surface of the skin. Brushing is beneficial and is used on all types of skin with the exception of acne skins. Brushing could irritate the acne and possibly spread infection. It is an electrical device so it should be used carefully and also esthetician should adjust timer and the power of the device.



Picture 13: Usage of Frimator



Picture 1.4: Frimator



Picture 15: Frimator

1.2.2. Comedon

Esthetician uses this metal stick to remove pimples. A small circle at the end of the stick holds pimple and esthetician easily take it of with a small needle.



Picture 1.6: Comedon



Picture 1.7: Comedon

1.2.3. Vapour-Ozone

This device combines water vapour and ozone gases. That mixture softens and relaxes the skin. It gives a fresh look to skin.



Picture 1.8: Vapour Ozone



Picture 1.9: Vapour Ozone

1.2.4. High-Frequency

This device gives a small amount of electrical current at a high- frequency to skin. By doing that, acnes become dry and fall off from skin by themselves. The electrodes for high-frequency are made of glass and metal. Their shapes vary. As the current passes through the glass electrode, tiny violet sparks are emitted. All treatments given with high- frequency should be started with a mild current and gradually increased to required strength.



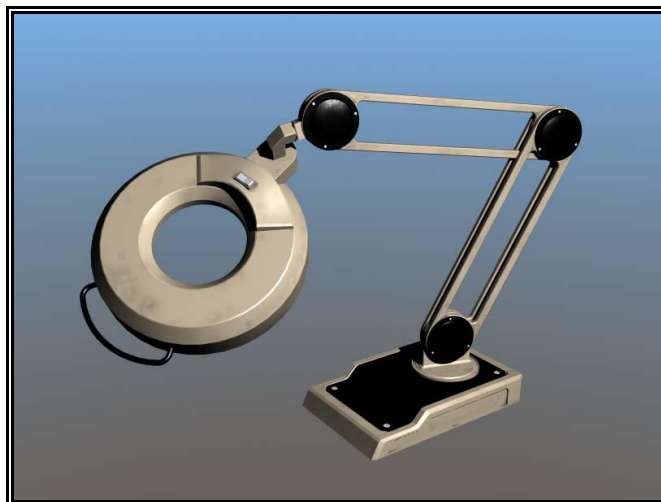
Picture 1.10: High Frequency Device

1.2.5. Magnifying Lamp (Loop)

This is a kind of lens that magnifies objects; Esthetician can see and examine the customers' skin and skin structure with loop.



Picture 1.11: Magnifying Lamp (Loop)



Picture 1.12: Magnifying Lamp (Loop)

1.2.6 Vac-Spray

This device cleans the skin by vacuuming. It is especially useful for dry skins.



Picture 1.13: Vac spray

1.2.7. Skin Analysis Device

As we understood from its name, this device analysis and gives important information's about skin. Esthetician determines what type of skin does the costumer have; Dry, oily or sensitive.



Picture 1.14: Skin Analysis Device



Picture 1.15: Skin Analysis Device

1.2.8. Iontophoresis

Iontophoresis is defined as the topical introduction of ionized drugs into the skin using direct current (DC); it is based on the principle that an electrically charged electrode will repel a similarly charged ion. Iontophoresis, or ion transfer, is the introduction of physically active ions into the epidermis by the use constant direct current.



Picture 1.16: Iontophoresis



Picture 1.17: Application of Iontophoresis

1.2.9 Lifting

This device tightens and lifts the muscles of face. It gives a new and younger appearance.



Picture 1.18: Lifting Device



Picture 1.19: Combined Skin Care Device

1.2.10: Wood Lamp

It is a special lamp that gives a blue light and by this way esthetician can see and determine the skin disorders and pores. This should be applied in a dark environment in order to see the blue light and the customer's skin.



Picture 1.20: Wood Lamp

1.2.11: Ozone Therapy

This device injects ozone gases under the skin to feed and support the epidermis layer.



Picture 1.21: Ozone Therapy Device



Picture 1.22: Ozone Therapy Device

EXERCISES

➤ Find these words in this puzzle:

**ESTHETICIAN- FRIMATOR-COMEDON-VAPOUROZONE-
HIGHFREQUENCY-**

**MAGNIFYING LAMP- VOCSPRAY-SKINANALIYSISDEVICE-
PEELINGDEVICE-**

IONTOPHORESIS-LIFTING-WOODLAMP- OZONETHERAPY

A	E	S	T	H	E	T	I	C	I	A	N	E	R	T	Y	U	S	P	O
F	Q	W	E	A	S	D	Z	X	C	O	M	E	D	O	N	B	K	L	V
R	P	O	I	U	Y	T	R	E	W	Q	A	Z	X	S	D	C	I	V	A
I	L	K	M	J	H	G	F	D	S	A	Q	Z	X	C	V	B	N	N	P
M	L	H	A	K	J	V	O	C	S	P	R	A	Y	H	G	F	A	D	O
A	N	I	G	B	V	V	I	D	E	R	T	G	U	H	R	T	N	O	U
T	Z	G	N	A	S	D	O	Q	W	E	R	Y	P	O	I	U	A	Y	R
O	D	H	I	Q	Q	X	N	T	R	F	G	L	F	G	W	M	L	M	O
R	M	F	F	N	B	V	T	C	X	X	S	I	E	R	O	U	I	I	Z
Q	A	R	Y	D	F	G	O	H	J	K	L	F	P	O	O	I	S	Y	O
Q	W	E	I	Y	T	N	P	H	Y	T	G	T	B	F	D	R	I	E	N
G	G	Q	N	Y	U	I	H	P	O	I	M	I	N	B	L	D	S	E	E
W	U	U	G	R	T	Y	O	O	I	U	Y	N	W	E	A	R	D	P	O
D	J	E	L	O	I	U	R	Q	A	Z	W	G	S	X	M	E	E	D	C
R	H	N	A	F	D	U	E	R	F	V	B	G	T	Y	P	H	V	I	K
T	G	C	M	T	Q	X	S	E	D	F	G	H	J	K	L	Y	I	U	R
G	F	Y	P	Y	W	T	I	P	O	I	U	Y	T	R	E	W	C	L	K
F	D	R	T	M	E	Y	S	L	K	J	H	H	G	F	D	D	E	M	N
C	O	Z	O	N	E	T	H	E	R	A	P	Y	M	N	B	V	C	X	Z
V	N		P	E	E	L	I	N	G	D	E	V	I	C	E	E	R	T	B

➤ **Complete these words.**

- a) E _ _ _ H _ _ _ _ _ N
- b) F _ _ M _ _ _ R
- c) _ O _ _ D _ N
- d) _ _ _ O _ R _ Z _ _ E
- e) _ _ G _ F _ _ Q _ _ N _ _
- f) _ _ _ N _ _ Y _ _ G _ _ _ P
- g) _ _ C _ P _ A _
- h) S _ _ N _ _ _ L _ S _ _ D _ _ _ C _
- i) _ E E _ _ _ G _ E _ _ C _
- j) _ O _ T _ P _ _ _ E _ _ S
- k) _ _ F _ _ _ G
- l) W _ _ D _ _ _ _
- m) _ Z _ N _ T _ _ R _ _ _

➤ Find the missing words.



**ESTHETICIAN- FRIMATOR-COMEDON-VAPOUROZONE-
HIGHFREQUENCY-**

**MAGNIFYING LAMP- VOCSPRAY-SKINANALIYSISDEVICE-
PEELINGDEVICE-**

IONTOPHORESIS-LIFTING-WOODLAMP- OZONETHERAPY

								I	-	-	T	-	-	-	-	-	E	-	I	S
V	-	P	O	-	-	-	-	-	-	E							-			
-																	-			
-		L								H							-			
S	-	I	-	A	-	A	-	-	-	I	-	D	-	V	-	-	E			
P		-						P	-								-			
-		T						E	H								-			
-		-						-	-				F				-			
-		-						-	-				-				-			
		G		W				-	-				-				A			
				-				N	Q	C	-	M	-	-	O	N				
				-				-	-				-							
				D				D	-				-							
				-				-	-				-							
				-				-	C				R							
				M	-	G	-	I	-	Y	-	-	G	-	-	M	P			
				-				-												
				O	-	O	-	E	-	-	-	-	-	Y						

EVALUATION CRITERIA

The Student's		The examination's	
Name-Surname:		Starting Time	
Class :		Finishing Time :	
Number :		Used Time :	
CRITERIA		YES	NO
LEARNING PROCESS			
Can you remember devices' names?			
Can you write devices' names correctly?			
Can you pronounce devices' names correctly?			

LEARNING ACTIVITY-2

AIM

You will learn and express the tools of the skin care process.

SEARCH

- Visit an esthetician and observe what she or he uses. Share your opinion with your classroom

2. TOOLS OF AN ESTHETICIAN

2.1. Hydra Claryl

This substance generally found in liquid or gel form. Esthetician uses it for cleaning both skin and makeup.



Picture 2.1: Hydra Claryl

2.2. Cleansing Tonic


This product tightens skin and cleans the pores.



Picture 2.2: Cleansing Tonic

2.3. Mask

This method is the most common one. A skin care mask may consist of different substances. It varies from herbs to chemical drugs. Depending on aim, there are lots of mask types.



Picture 2.3 Mask



Picture 2.4 Mask

2.4. Skin Care Bulbs

These bulbs contain chemical composition. They are used to clean, tighten , strengthen the skin and applied on face.



Picture 2.5: Skin Care Bulbs

2.5. Moisturizer

Moisturizer is a cosmetic preparation, as a cream or lotion, used to restore moisture to the skin, especially on face and neck. Moisturizers are complex mixtures of chemical agents specially designed to make the external layers of the skin (epidermis) softer and more pliable, by increasing its hydration (water content). Naturally occurring skin lipids and sterols as well as artificial or natural oils, humectants, emollients, lubricants, etc. may be part of the composition of commercial skin moisturizers. They usually are available as commercial products for cosmetic and therapeutic uses, but can also be thrown together at home using common pharmacy ingredients.



Picture 2.6 Moisturizer



Picture 2.7 Moisturizer



Picture 2.8: Moisturizer

2.6. Eye Cream

Eye cream helps to tighten the skin which surrounds both eye and eyelids. This skin is very sensitive and thick so it needs a special care. Eye creams provide these special care and treatment to the eyes.



Picture 2.9: Eye Cream



Picture 2.10: Eye Cream

2.7: Cotton

This substance can be used in very different ways. It is usually used for cleaning or spreading a composition on skin. Cotton is vital for hairdressers, manicurists and estheticians.



Picture 2.11: Cotton Balls



Picture 2.12: Cottons

2.8. Cleaning Sponge

Esthetician uses sponge for cleaning creams or other substances on the skin. Because of its softness, sponge is a perfect cleaning material.



Picture 2.13: Cleaning Sponge



Picture 2.14: Cleaning Sponge

2.9. Spatula

Spatula is a kind of stick which used to take out of cream or other cosmetics from their boxes and to put them on skin. They are usually made from wood, plastic or metal.



Picture 2.15: Metal Spatula



Picture 2.16: Wooden Spatula

2.10. Towel

Towel: Towel is an absorbent cloth or paper for wiping and drying something wet, as one for the hands, face, or body after washing or bathing. Estheticians' uses towel as bed sheet or keep clients' clothes clean.



Picture 2.17: Towel



Picture 2.18: Towels

2.11: Apron

An apron is an outer protective garment that covers primarily the front of the body. It may be worn both hygienic reasons and to protect clothes from tearing. The apron is commonly part of the uniform of several work categories, including waitresses, nurses, and domestic workers. It is also worn as a decorative garment by women.

In addition to cloth, aprons can be made from a variety of materials. Rubber aprons are commonly used by people working with dangerous chemicals, and lead aprons are commonly worn by people such as X-ray technicians who work near radiation. An esthetician uses this to keep herself clean.



Picture 2.19: Apron



Picture 2.20: Apron

2.12. Sterilizer

Sterilizer: This device sterilizes and disinfects comedons, spatulas, brushes and other tools.



Picture 2.21: Sterilizer



Picture 2.22: Sterilizer

EXERCISES

➤ Find these words in the puzzle.

HYDRACLARYL-CLEANSINGTONIC-MASK-SKINCAREBULBS-
 MOISTURIZER-COTTON-CLEANINGSponge-SPATULA-TOWEL-APRON-
 EYECREAM-STERILIZATOR

Q	C	L	E	A	N	S	I	N	G	T	O	N	I	C	Q	W	U
H	A	S	D	Q	W	E	R	F	J	K	L	M	H	M	A	S	K
Y	R	S	O	I	U	J	H	G	E	R	F	S	A	Z	X	C	F
D	M	K	N	M	O	I	S	T	U	R	I	Z	E	R	R	H	C
R	O	I	U	Y	T	L	K	J	H	G	F	D	S	D	C	N	O
A	B	N	B	H	S	P	A	T	U	L	A	T	R	E	L	M	T
C	P	C	O	I	U	Y	T	R	G	H	J	K	M	N	E	B	T
L	A	A	S	T	O	W	E	L	W	W	E	E	T	H	A	B	O
A	Q	R	Q	A	S	R	T	H	J	J	U	Y	E	D	N	B	N
R	D	E	J	A	P	R	O	N	T	Y	Y	E	O	I	I	G	F
Y	P	B	P	O	I	U	Y	H	G	F	D	C	S	A	N	X	C
L	L	U	K	J	H	G	T	F	B	J	S	R	H	F	G	Q	D
L	K	L	D	C	V	B	H	T	Y	R	F	E	K	J	S	U	Q
Z	Z	B	F	G	H	I	U	Y	G	E	D	A	G	M	P	Y	T
Q	W	S	E	R	F	D	C	V	U	I	Y	M	K	J	O	O	P
A	S	E	R	T	Y	H	W	Y	T	U	O	P	L	J	N	Q	D
X	X	S	T	E	R	I	L	I	Z	A	T	O	R	N	G	E	R
A	Q	W	S	Z	X	C	D	E	R	F	G	H	J	Y	E	R	M

➤ Complete these words.



- a. H _ R _ _ A _ L
- b. _ L _ _ S _ _ T _ _ _
- c. _ _ S _
- d. _ K _ _ A _ E _ U _ _ _
- e. _ _ I S _ _ _ Z _ _
- f. _ _ T _ _ N
- g. C _ _ _ _ _ S _ O _ _ _
- h. _ P _ _ U _ _
- i. _ _ W _ L
- j. _ P _ _ N
- k. _ Y _ C _ _ _ M
- l. _ T _ R _ _ _ Z _ T _ _

➤ Complete the words in the puzzle.

HYDRACLARYL-CLEANSINGTONIC-MASK-SKINCAREBULBS-
 MOISTURIZER-COTTON-CLEANINGSponge-SPATULA-TOWEL-APRON-
 EYECREAM-STERILIZATOR

	S	T	-	-	-	L	-	-	A	-	-	R							
		-																	
		-									M								
C	-	E	-	-	-	I	-	-	S	-	O	-	-	-					
		-							-	-									
						S			-	-									
					A	P	-	-	N	-			H						
						-			-	-			-						
						-			-	R			-				C		
						-			-	-			-				-		
						-			-	-			-				-		
						A			B	E	-	-	C	-	-	A	-		
									-	-			-			-			
									-				A			S			
									-				-			-			
							M	-	S	-			-			-			
													L			-			
																	T		
																	-		
												C	-	T	T	-	N		
																	-		
																	C		

EVALUATION CRITERIA

The Student's		The examination's	
Name-Surname:		Starting Time :	
Class :		Finishing Time :	
Number :		Used Time :	
CRITERIA		YES	NO
LEARNING PROCESS			
Can you remember tools' names?			
Can you write tools' names correctly?			
Can you pronounce tools' names correctly?			

LEARNING ACTIVITY-3

AIM

You will learn how to communicate with costumers.

SEARCH

- Visit an esthetician and observe what she or he talks. Share your opinion with your classroom

Dialogue.3.1

Esthetician: Hello, welcome!

Costumer: Hello. I'd like to have a skin care.

Esthetician: Of course. Have you ever had a skin care before?

Costumer: No, I haven't. This is the first time.

Note: Don't forget to ask your costumer whether she had a skin care before or not.



Picture 3.1: Esthetician

Dialogue.3.2

Esthetician: As it is your first skin care process, I have to ask, if you are allergic against any substance or have an illness.

Costumer: No, I'm not allergic or ill.

Esthetician: OK. So we can start the process.

Note: Don't forget to ask your customer if she is allergic or ill.



Picture 3.2: Applying a mask

Dialogue.3.3

Esthetician: Now, I'll clean your skin with cleansing milk and determine your skin type. As you know there are three types of skin dry, normal and oily.

Customer: How do you do that?

Esthetician: I'll use skin analysis device and woodlamp. By using woodlamp I'll define dry, oily and normal parts of your skin.

Note: Don't forget to find out what type of skin does your customer have.

Dialogue.3.4

Customer: Do you use vapour and ozone?

Esthetician: Yes, we do. We use vapour to clean the pores and ozone to disinfect after the process.

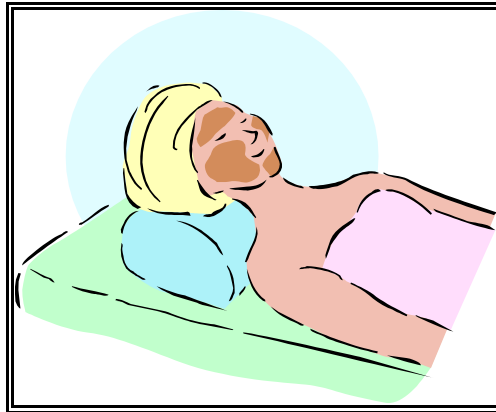
Customer: Can you clean the black dots on my skin?

Esthetician: Certainly. I'll clean them with comedon.

Customer: What else do you use for sterilization?

Esthetician: High frequency and cleansing tonic.

Note: Answer your customer's questions and give adequate information about the process before you begin.



Picture 3.3: Applied Mask

Dialogue.3.5

Costumer: How do you tighten the pores?

Esthetician: We apply a mask and then wait for 20 minutes.

Costumer: What is the next step?

Esthetician: We remove the mask and make massage.

Costumer: How do you clean and disinfect the tools and devices?

Esthetician: We use sterilizator and disinfectisizer solution.

Costumer: Thanks for your patience and kindness. Let's begin the process.

Esthetician: It is a pleasure.

Note: Be patient and kind towards your costumer.



Picture 3.4: Waiting esthetician

EXERCISES

- Complete the dialogues.

DIALOGUE 1

Esthetician: Hello, welcome!

Costumer: _____

Esthetician: Of course. Have you ever had a skin care before?

Costumer: _____

DIALOGUE 2

Esthetician: As to this is your first skin care process I have to ask, if you are allergic against any substance or have an illness.

Costumer: _____

Esthetician: OK. So we can start the process.

DIALOGUE 3

Esthetician: Now, I'll clean your skin with cleansing milk and determine your skin type. As you know there are three types of skin dry, normal and oily.

Costumer: _____

Esthetician: I'll use skin analysis device and woodlamp. By using woodlamp I'll define dry, oily and normal parts of your skin.

DIALOGUE 4

Costumer: Do you use vapour and ozone?

Esthetician: _____

Costumer: Can you clean the black dots on my skin?

Esthetician: _____

Costumer: What else do you use for sterilization?

Esthetician: _____

DIALOGUE 5

Customer: How do you tighten the pores?

Esthetician: _____

Customer: What is the next step?

Esthetician: _____



Customer: How do you clean and disinfect the tools and devices?

Esthetician: _____

Customer: Thanks for your patience and kindness. Let's begin the process.

Esthetician: _____

EVALUATION CRITERIA

The Student's	The examination's	
Name-Surname:	Starting Time :	
Class :	Finishing Time :	
Number :	Used Time :	
CRITERIA	YES	NO
LEARNING PROCESS		
Did you ask your customer whether she had a skin care before or not?		
Did you ask your customer if she is allergic or ill?		
Did you find out what type of skin does your customer have?		
Did you answer your customer's questions and give adequate information about the process before you begin?		
Were you patient and kind towards your customer?		

GENERAL REVISION

➤ Find these words in the puzzle.

ESTHETICIAN-FRIMATOR-COMEDON-VAPOUROZONE-HIGHFREQUENCY-
MAGNIFYINGLAMP-VOCSPRAY-SKINANALYSISDEVICE-PEELINGDEVICE-
IONTOPHORESIS-LIFTING-WOODLAMP-OZONETHERAPY-HYDRACLARYL-
CLEANSINGTONIC-MASK-SKINCAREBULBS-MOISTURIZER-COTTON-SPATULA-
TOWEL-APRON-EYECREAM-STERILIZATOR-CLEANINGSPONGE

Q	E	S	T	H	E	T	I	C	I	A	N	E	R	F	R	I	M	A	T	O	R	H
C	P	O	I	K	J	U	Y	G	F	R	T	E	D	S	X	C	S	V	M	N	L	I
O	E	V	A	P	O	U	R	O	Z	O	N	E	V	B	N	H	K	O	F	S	K	G
M	A	S	M	A	G	N	I	F	Y	I	N	G	L	A	M	P	I	C	E	K	V	H
E	W	S	X	Z	A	S	D	F	R	T	G	H	N	E	D	K	N	S	E	I	E	F
D	C	P	E	E	L	I	N	G	D	E	V	I	C	E	N	M	C	P	E	N	T	R
O	W	E	R	C	L	I	F	T	I	N	G	M	N	B	V	C	A	R	F	A	O	E
N	I	B	W	O	O	D	L	A	M	P	E	R	T	G	J	K	R	A	X	N	W	Q
Q	O	H	G	B	V	D	S	E	R	R	T	M	A	S	K	F	E	Y	S	A	E	U
M	N	X	X	O	Z	O	N	E	T	H	E	R	A	P	Y	R	B	Y	F	L	L	E
O	T	H	Y	D	R	A	C	L	A	R	Y	L	N	B	V	C	U	E	D	Y	V	N
I	O	Q	W	E	D	F	B	N	H	K	L	I	Y	U	U	N	L	F	G	S	T	C
S	P	W	C	L	E	A	N	S	I	N	G	T	O	N	I	C	B	U	F	I	F	Y
T	H	R	G	C	O	T	T	O	N	Y	T	R	F	J	K	H	S	H	F	S	E	D
U	O	S	A	X	C	F	R	T	G	H	J	K	S	P	A	T	U	L	A	D	U	L
R	R	E	P	Q	E	Y	E	C	R	E	A	M	Y	T	L	K	J	H	G	E	F	D
I	E	R	R	E	M	N	B	G	H	Y	T	R	H	R	I	U	Y	T	R	V	W	E
Z	S	Y	O	R	S	T	E	R	I	L	I	Z	A	T	O	R	T	G	G	I	J	H
E	I	H	N	U	M	H	T	R	F	G	H	J	R	E	Q	W	E	R	T	C	B	B
R	S	N	M	C	L	E	A	N	I	N	G	S	P	O	N	G	E	D	F	E	R	T

➤ Complete these words.

- a) E _ T H _ _ _ _ _ N
- b) _ R I _ _ _ O _
- c) _ O _ E _ O N
- d) _ A _ O U _ O _ _ N E
- e) H _ _ H F _ _ Q _ _ _ _ Y
- f) _ A G _ _ F Y _ _ G _ _ M P
- g) V _ C S _ _ _ Y
- h) _ K _ N A _ _ L Y _ _ S _ E _ _ _ E
- i) _ E E _ _ _ D _ V _ _ E
- j) _ O N _ _ P _ _ R _ S _ S
- k) L _ _ T _ _ G
- l) _ O O _ L _ _ P
- m) O Z _ _ _ T _ E _ _ P _
- n) H _ D R _ C _ _ _ Y L
- o) C L _ _ _ S _ _ _ T O _ _ C
- p) _ A _ K
- q) S _ _ N C _ _ E B _ _ _ S
- r) M _ _ S T _ _ I _ _ R
- s) _ _ T T _ N
- t) _ L _ _ N _ N G _ _ O _ G _
- u) _ P _ T _ L A
- v) _ O W _ _
- w) A _ _ O _
- x) _ Y E _ R _ _ M
- y) S T _ _ _ L _ _ _ T _ R

➤ **Complete the dialogues.**

DIALOGUE.A

Esthetician: _____

Costumer: Hello. I'd like to have a skin care.

Esthetician: _____

Costumer: No, I haven't. This is the first time

DIALOGUE.B

Esthetician: _____

Costumer: No, I'm not allergic or ill.

Esthetician: _____

DIALOGUE.C

Esthetician: _____

Costumer: How do you do that?

Esthetician: _____

DIALOGUE.D

Costumer: _____

Esthetician: Yes, we do. We use vapour to clean the pores and ozone to disinfect after the process.

Costumer: _____

Esthetician: Certainly. I'll clean them with comedon.

Costumer: _____

Esthetician: High frequency and cleansing tonic.

DIALOGUE. E

Costumer: _____

Esthetician: We apply a mask and then wait for 20 minutes.

Costumer: _____

Esthetician: We remove the mask and make massage.

Costumer: _____

Esthetician: We use sterilizator and disinfectisizer solution.

Costumer: _____

Esthetician: It is a pleasure.

ANSWER KEY

LEARNING ACTIVITY 1 EXERCISES 1 ANSWER KEY

	E	S	T	H	E	T	I	C	I	A	N						S		
F									C	O	M	E	D	O	N		K		V
R																	I		A
I			M														N		P
M		H	A			V	O	C	S	P	R	A	Y				A		O
A		I	G				I										N		U
T		G	N				O										A		R
O		H	I				N					L			W		L		O
R		F	F				T					I			O		I		Z
		R	Y				O					F			O		S		O
		E	I				P					T			D		I		N
		Q	N				H					I			L		S		E
		U	G				O					N			A		D		
		E	L				R					G			M		E		
		N	A				E								P		V		
		C	M				S										I		
		Y	P				I										C		
							S										E		
	O	Z	O	N	E	T	H	E	R	A	P	Y							
			P	E	E	L	I	N	G	D	E	V	I	C	E				

LEARNING ACTIVITY 1 EXERCISES 2 ANSWER KEY

a.	ESTHETICIAN
b.	FRIMATOR
c.	COMEDON
d.	VAPOUROZONE
e.	HIGHFREQUENCY
f.	MAGNIFYINGLAMP
g.	VOCSPRAY
h.	SKINANALYSISDEVICE
i.	PEELINGDEVICE
j.	IONTOPHORESIS
k.	LIFTING
l.	OZONETHERAPY

LEARNING ACTIVITY 1 EXERCISES 3 ANSWER KEY

								I	O	N	T	O	P	H	O	R	E	S	I	S
V	A	P	O	U	R	O	Z	O	N	E							S			
O																	T			
C		L								H							H			
S	K	I	N	A	N	A	L	Y	S	I	S	D	E	V	I	C	E			
P		F						P		G							T			
R		T						E		H							I			
A		I						E		F			F				C			
Y		N						L		R			R				I			
		G		W				I		E			I				A			
				O				N		Q	C	O	M	E	D	O	N			
				O				G		U			A							
				D				D		E			T							
				L				E		N			O							
				A				V		C			R							
				M	A	G	N	I	F	Y	I	N	G	L	A	M	P			
				P				C												
				O	Z	O	N	E	T	H	E	R	A	P	Y					

LEARNING ACTIVITY 2 EXERCISES 1 ANSWER KEY

	C	L	E	A	N	S	I	N	G	T	O	N	I	C			
H														M	A	S	K
Y		S															
D		K		M	O	I	S	T	U	R	I	Z	E	R			C
R		I													C		O
A		N			S	P	A	T	U	L	A				L		T
C		C													E		T
L		A		T	O	W	E	L				E			A		O
A		R										Y			N		N
R		E		A	P	R	O	N				E			I		
Y		B										C			N		
L		U										R			G		
		L										E			S		
		B										A			P		
		S										M			O		
															N		
		S	T	E	R	I	L	I	Z	A	T	O	R		G		
															E		

LEARNING ACTIVITY 2 EXERCISES 2 ANSWER KEY

a.	HYDRACLARYL
b.	CLEANSING TONIC
c.	MASK
d.	SKINCARE BULBS
e.	MOISTURIZER
f.	COTTON
g.	CLEANING SPONGE
h.	SPATULA
i.	TOWEL
j.	APRON
k.	EYECREAM
l.	STERILIZATOR

LEARNING ACTIVITY 2 EXERCISES 3 ANSWER KEY

	S	T	E	R	I	L	I	Z	A	T	O	R							
		O																	
		W									M								
C	L	E	A	N	S	I	N	G	S	P	O	N	G	E					
		L							K	I									
						S			I		S								
					A	P	R	O	N		T			H					
						A			C		U			Y					
						T			A		R			D				C	
						U			R		I			R				L	
						L			E		Z			A				E	
						A			B		E	Y	E	C	R	E	A	M	
									U		R			L				N	
									L					A				S	
									B					R				I	
							M	A	S	K				Y				N	
														L				G	
																		T	
																		O	
												C	O	T	T	O	N		
																		I	
																		C	

LEARNING ACTIVITY 3 EXERCISES 1 ANSWER KEY

Dialogue 1

Costumer: Hello. I'd like to have a skin care.

Costumer: No, I haven't. This is the first time

Dialogue 2

Costumer: No, I'm not allergic or ill.

Dialogue 3

Costumer: How do you do that?

Dialogue 4

Esthetician: Yes, we do. We use vapour to clean the pores and ozone to disinfect after the process.

Esthetician: Certainly. I'll clean them with comedon.

Esthetician: High frequency and cleansing tonic.

Dialogue 5

Esthetician: We apply a mask and then wait for 20 minutes.

Esthetician: We remove the mask and make massage.

Esthetician: We use sterilizator and disinfectisizer solution.

Esthetician: It is a pleasure.

GENERAL REVISION EXERCISES 1 ANSWER KEY

	E	S	T	H	E	T	I	C	I	A	N			F	R	I	M	A	T	O	R	H	
C																	S	V				I	
O		V	A	P	O	U	R	O	Z	O	N	E					K	O		S		G	
M			M	A	G	N	I	F	Y	I	N	G	L	A	M	P	I	C		K		H	
E																	N	S		I		F	
D		P	E	E	L	I	N	G	D	E	V	I	C	E			C	P		N	T	R	
O					L	I	F	T	I	N	G						A	R		A	O	E	
N	I		W	O	O	D	L	A	M	P							R	A		N	W	Q	
	O												M	A	S	K		E	Y		A	E	U
M	N			O	Z	O	N	E	T	H	E	R	A	P	Y		B			L	L	E	
O	T	H	Y	D	R	A	C	L	A	R	Y	L					U			Y		N	
I	O																L			S		C	
S	P		C	L	E	A	N	S	I	N	G	T	O	N	I	C	B			I		Y	
T	H			C	O	T	T	O	N								S			S			
U	O		A										S	P	A	T	U	L	A	D			
R	R		P		E	Y	E	C	R	E	A	M								E			
I	E		R																	V			
Z	S		O		S	T	E	R	I	L	I	Z	A	T	O	R				I			
E	I		N																	C			
R	S			C	L	E	A	N	I	N	G	S	P	O	N	G	E			E			

GENERAL REVISION EXERCISES 2 ANSWER KEY

a.	ESTHETICIAN
b.	FRIMATOR
c.	COMEDON
d.	VAPOUROZONE
e.	HIGHFREQUENCY
f.	MAGNIFYINGLAMP
g.	VOCSPRAY
h.	SKINANALYSISDEVICE
i.	PEELINGDEVICE
j.	IONTOPHORESIS
k.	LIFTING
l.	WOODLAMP
m.	OZONETHERAPY
n.	HYDRACLARYL
o.	CLEANSINGTONIC
p.	MASK
q.	SKINCAREBULBS
r.	MOISTURIZER
s.	COTTON
t.	CLEANINGSPONGE
u.	SPATULA
v.	TOWEL
w.	APRON
x.	EYECREAM
y.	STERILIZATOR

GENERAL REVISION EXERCISES 3 ANSWER KEY

DIALOGUE –A-

Esthetician: Hello,welcome!

Esthetician: Of course. Have you ever had a skin care before?

DIALOGUE –B-

Esthetician: As it is your first skin care process I have to ask, if you are allergic against any substance or have an illness.

Esthetician: OK. So we can start the process.

DIALOGUE –C-

Esthetician: Now, I'll clean your skin with cleansing milk and determine your skin type. As you know there are three types of skin dry,normal and oily.

Esthetician: I'll use skin analisys device and woodlamp. By using woodlamp I'll define dry,oily and normal parts of your skin.

DIALOGUE –D-

Costumer: Do you use vapour and ozone?

Costumer: Can you clean the black dots on my skin?

Costumer: What else do you use for sterilization?

DIALOGUE –E-

Costumer: How do you tighten the pores?

Costumer: What is the next step?

Costumer: How do you clean and disinfect the tools and devices?

Costumer: Thanks for your patience and kindness. Let's begin the process.

REFERENCES

- **AMOTO FATİH** Yasemin, **Güzel Ol Bugün Yarın Ve Daima**, İstanbul 2004.
- **RERRİCONE** Nicholas, **Kırışıklık Kürü**, İstanbul, 2005.
- **GERSON**,Jeol, **Milady's standart Text book For Professional Estheticians**, 1999.
- **LEARNING.Thomson**, **Milady's Illustrated Cosmetology Dictionary**,